

PLACEMENT REPORT MBA 2018-20 BATCH



BGU
BIRLA GLOBAL
UNIVERSITY


Placement Report as On 31st March 2020




PROFILE OF MBA 2018-20 BATCH



GENDER RATIO

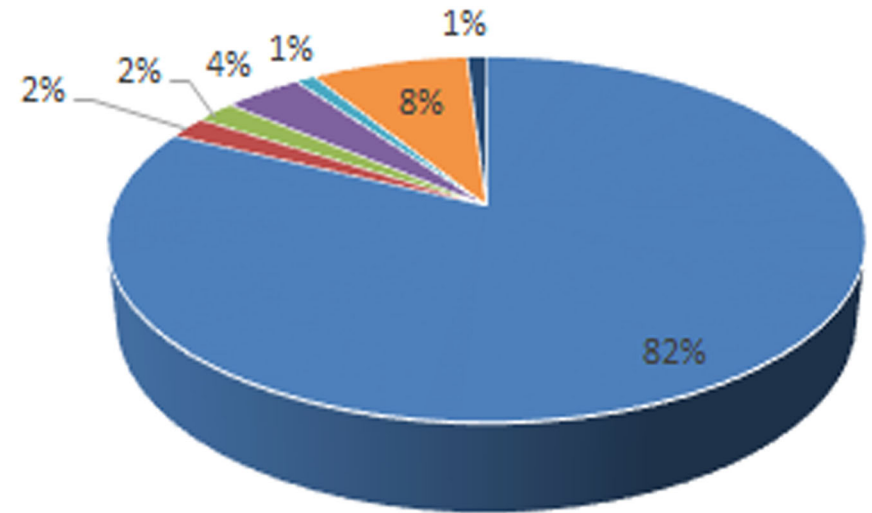


52%



48%

DEMOGRAPHY

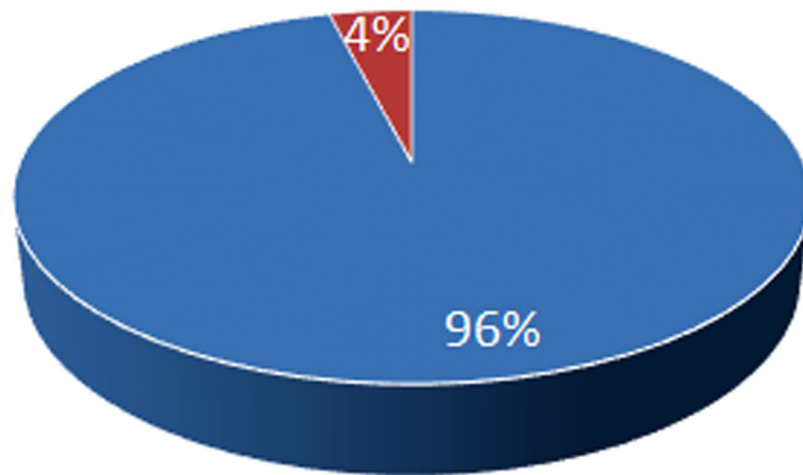


- Odisha
- Andhra Pradesh
- Bihar
- Jharkhand
- Uttar Pradesh
- West Bengal
- Tamil Nadu

PROFILE OF MBA 2018-20 BATCH

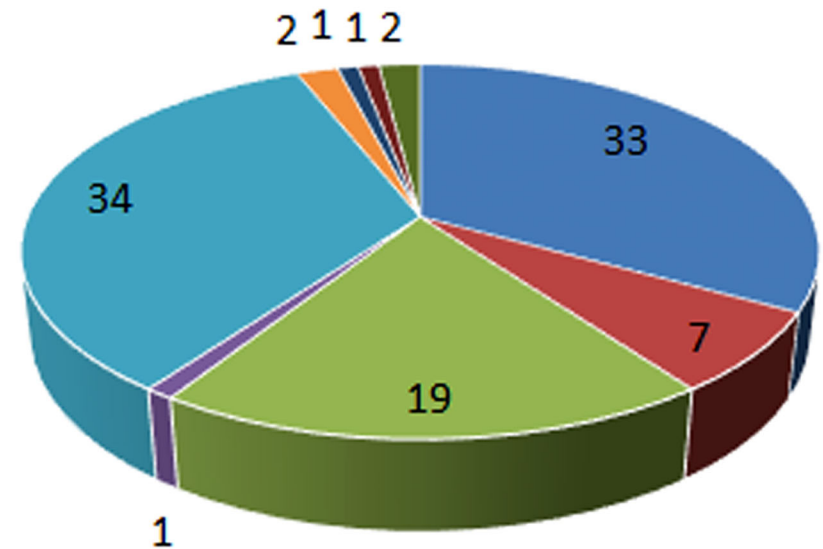


PROFESSIONAL EXPERIENCE



■ Fresher ■ Experience

EDUCATIONAL QUALIFICATION



■ BBA ■ Bsc ■ B.Tech ■ BA ■ BBA
■ BBM ■ BCA ■ BFM ■ BHM

PLACEMENT REPORT MBA 2018-20 BATCH



HIGHLIGHTS OF FINAL PLACEMENT 2018-20 BATCH

Companies Shown trust by revisiting BGU

62%

Newly Added Companies

38%

No of Opportunities created

854

Average Chance given to Students

10

Highest Salary

10.2 Lacs

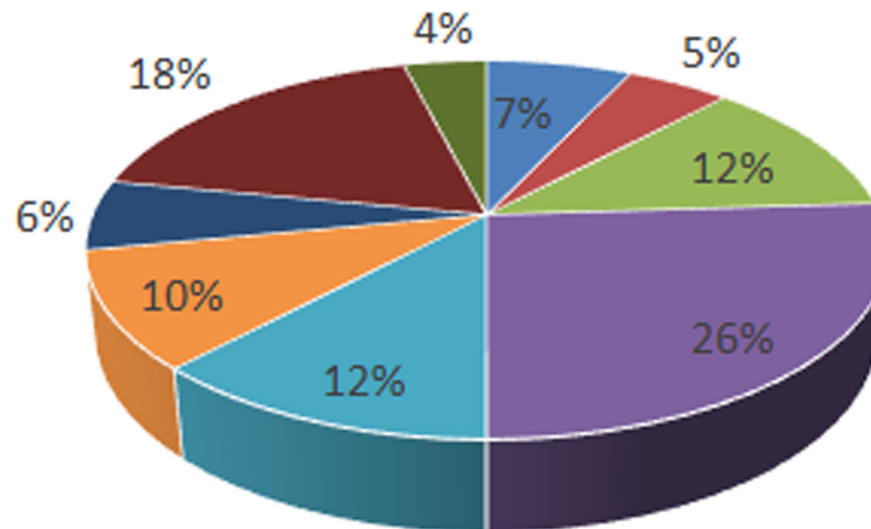
Average Salary of Top 10 Students

7.8 Lacs

PLACEMENT REPORT MBA 2018-20 BATCH



SECTOR WISE DISTRIBUTION OF PLACED STUDENTS



- Banking
- Consulting
- E - Commerce
- Edu Tech
- Financial Services
- FMCD
- FMCG
- Insurance
- IT

PLACEMENT REPORT MBA 2018-20 BATCH



KEY COMPANIES CONDUCTED RECRUITMENT DRIVE AT BGU



BGU never compromised with the brand of Companies.